



Office of District Planning

Rezoning Presentation to CEC 3

November 14, 2016

Division of Space Management

District 3 Rezoning: W 59th St to W 116th St

Goal

- To effectively plan for new elementary school capacity in collaboration with the District 3 superintendent, CEC, and community.
- In collaboration with the CEC, the DOE identified three key objectives:
 - Alleviate overcrowding
 - Promote diversity
 - Ensure successful schools

Planned Capacity Changes

Along with the rezoning proposal to the CEC, the DOE proposed or plans to propose the following re-sitings to the Panel for Educational Policy (PEP):

- Re-siting of P.S. 191 to building M342 (Riverside Center) to provide P.S. 191 with a new facility and opportunity to expand enrollment
- Re-siting of P.S. 452 to building M191 to allow P.S. 452 to expand enrollment
- Re-siting of Dual Language Middle School to M044 to allow P.S. 84 to add and expand programming, such as pre-kindergarten and French Dual Language

Impact on P.S. 87

- P.S. 87 will not be required to go below its instructional footprint– the school will not lose any cluster (science, art, music, etc.) rooms as a result of the rezoning or re-siting of P.S. 452.
- P.S. 87 will not be required to increase class sizes above the contractual maximum of 32 across grades 1-5.

P.S. 87 Projected 2017-2018 Enrollment and Seats Available								
Grade Level	PK	K	1	2	3	4	5	Total PK-5
Sections	1	6	6	6	5	6	5	35
Enrollment	18	150	143	158	148	150	119	887
Seats Available	0	0	49	34	12	42	41	177
Current K-4 PS 452 Students Rezoned from PS 452 to PS 87			32	32	24	28	23	139

Background

- The DOE, District 3 superintendent, and CEC 3 have been working together over the past 18 months to address overcrowding and assess the best use of new elementary school capacity (building M342) in the southern portion of District 3.
- The DOE, CEC, and superintendent have engaged the community and gathered input at forums including:
 - CEC rezoning subcommittee meetings
 - CEC calendar meetings
 - CEC public hearing meetings
 - Stakeholder meetings
 - Designated DOE email address

Guiding Policies and Principles for Rezoning

- Impact on Current and Incoming Students
- Create Sustainable Zone Sizes
- Sibling Grandfathering - Chancellor's Regulation A-101
- Admissions – Chancellor's Regulation A-101
- Transportation/Busing – Chancellor's Regulation A-801

Methodology – Determining the Target Kindergarten Zone Size

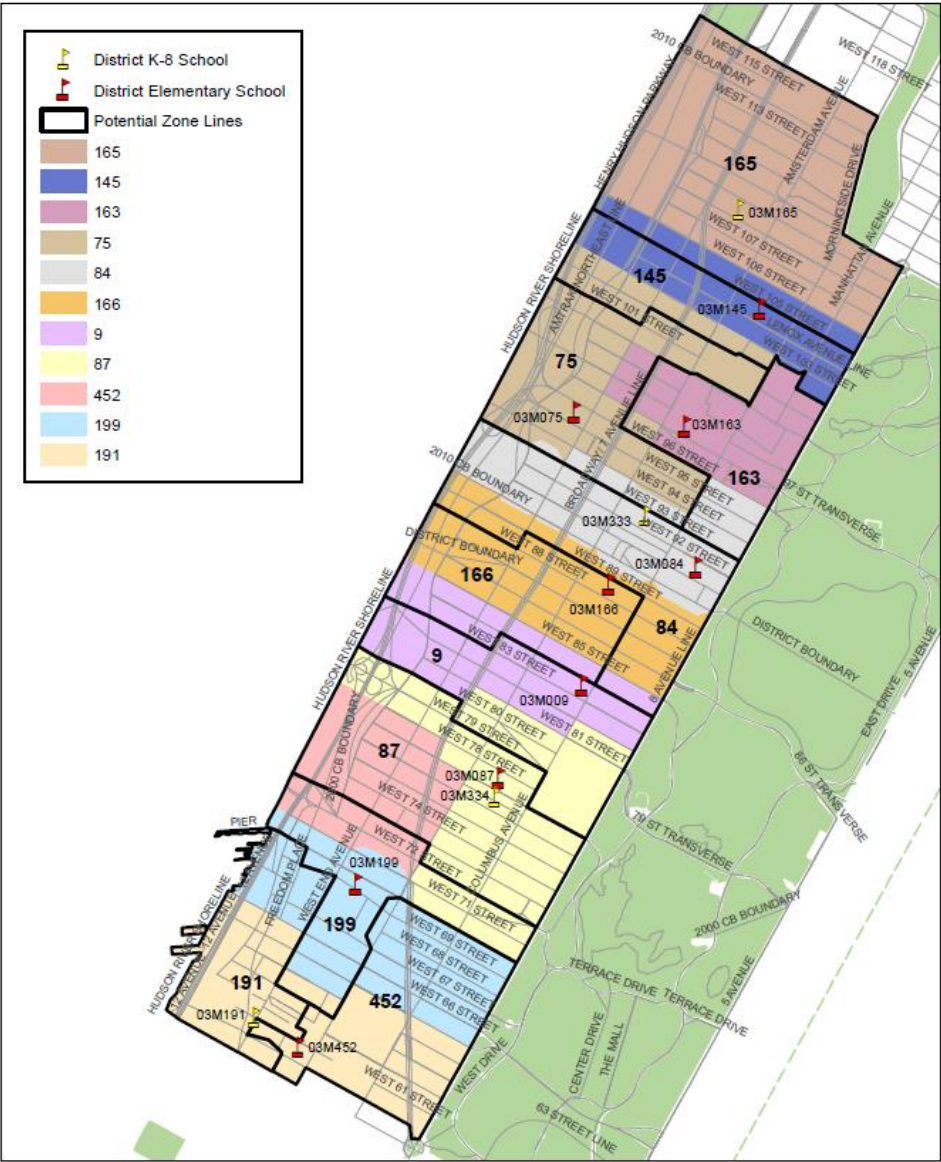
- **Seat Supply:** What is the capacity of each school?
- **Seat Demand:** How many students do we anticipate?

Methodology – Determining the Zone Lines









- Contains appropriate number of residents for a school's size, based on recent enrollment trends

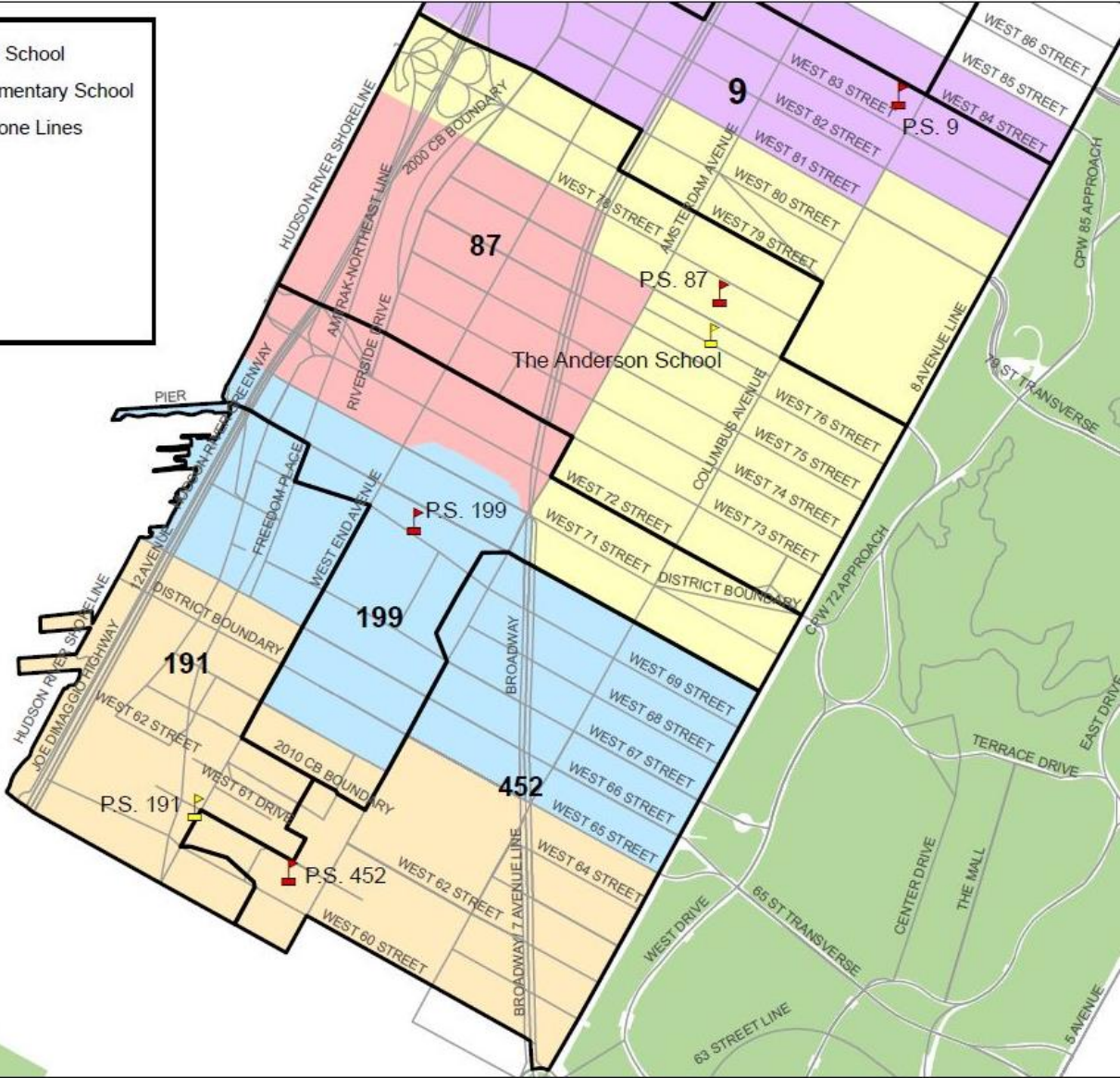
- Factors we take into consideration:
 - New residential construction
 - Diversity
 - Geographic barriers
 - Travel distance

Rezoning Map – W. 59th St to W. 116th St

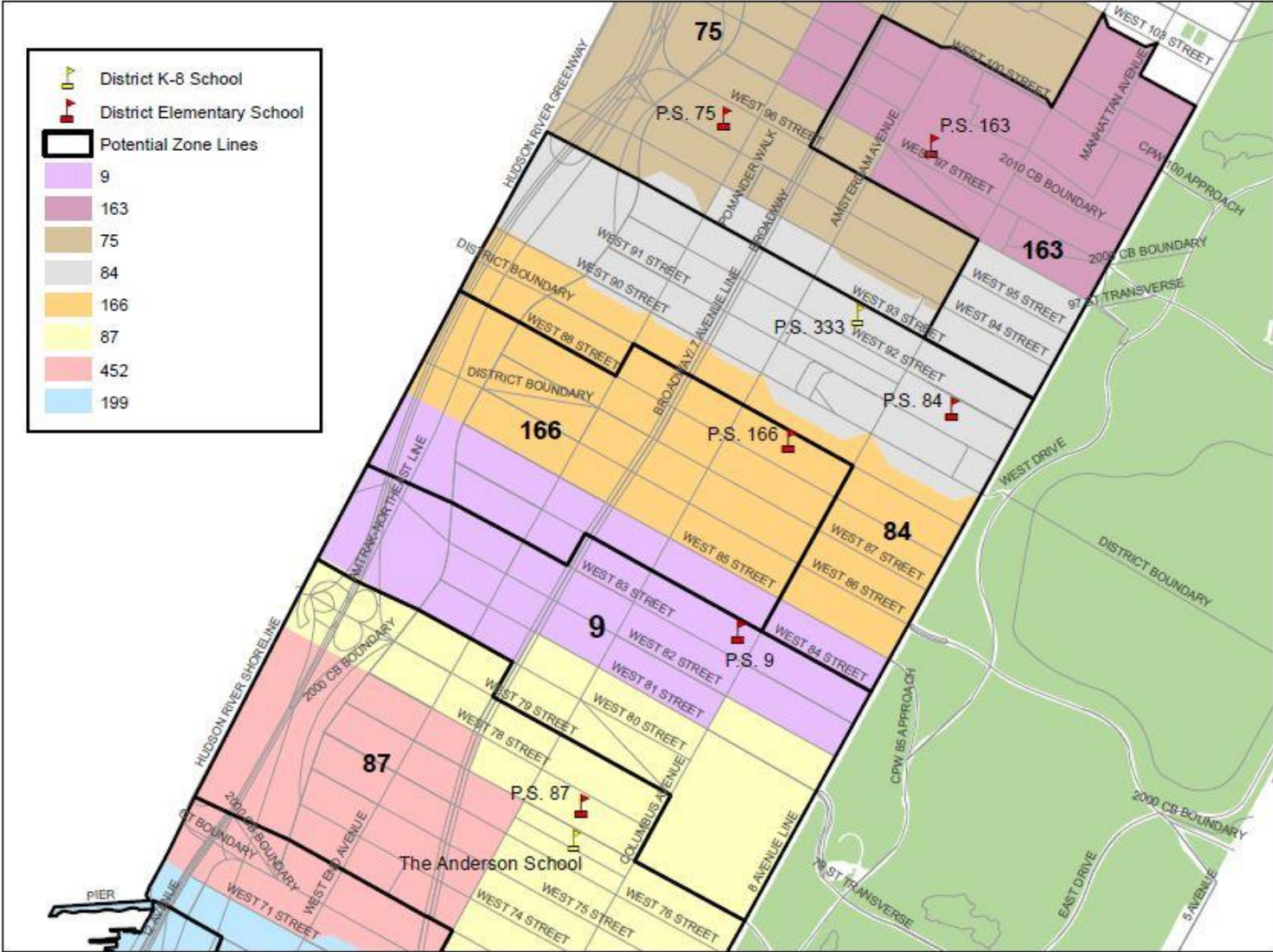


Rezoning Map – Southern Zoom

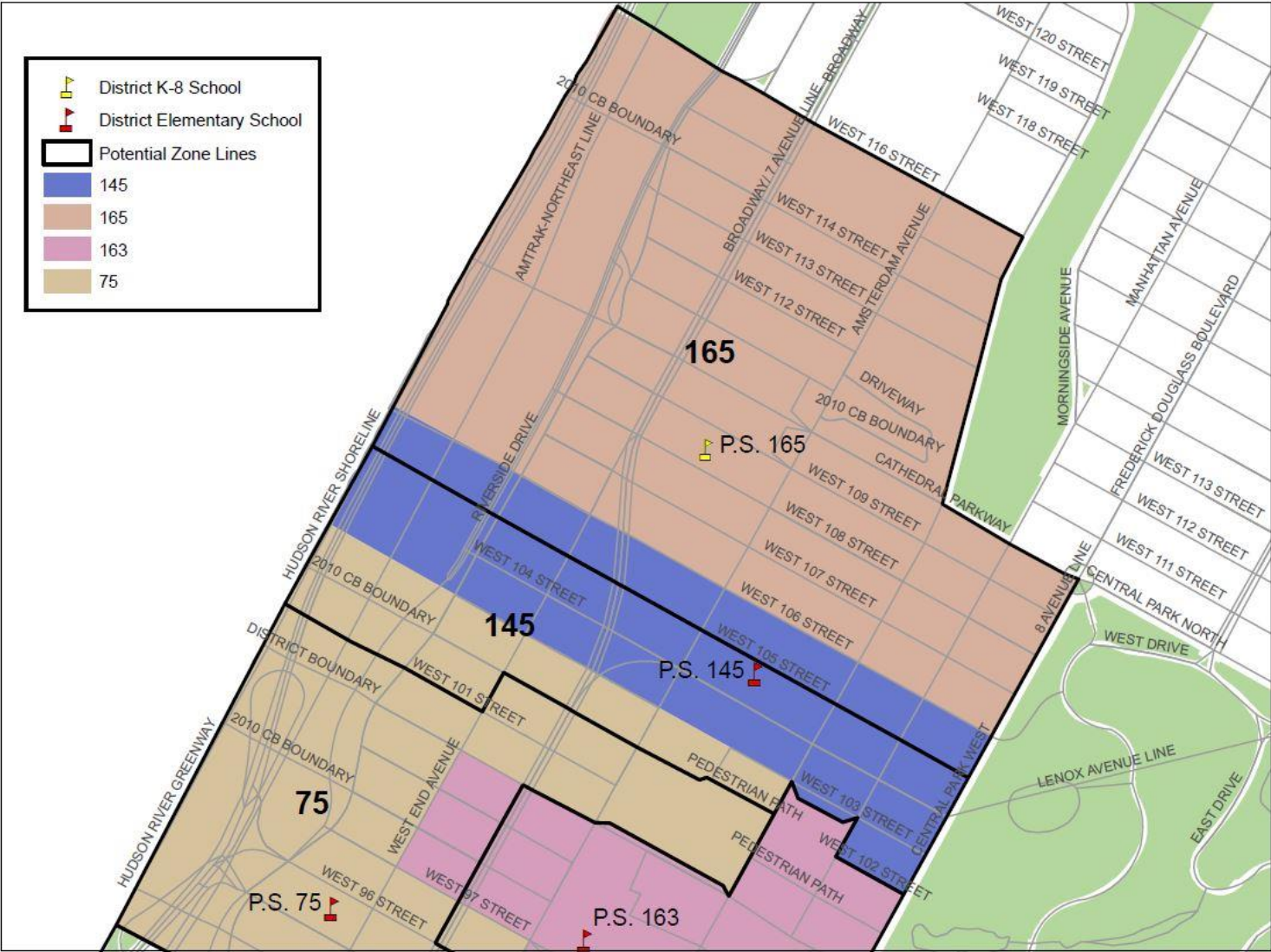
	District K-8 School
	District Elementary School
	Potential Zone Lines
	9
	87
	452
	199
	191



Rezoning Map – Middle Zoom



Rezoning Map – Northern Zoom



Current Enrollment and Utilization

Building ID	DBN	School Name	Grade Span	Total Enrollment ¹	Total Building Capacity ²	Building Utilization %
M191	03M191	P.S. 191 Amsterdam	K-8*	427	567	75%
M199	03M199	P.S. 199 Jessie Isador Straus	K-5	884	650	136%
M044	03M452	P.S. 452	K-5	319	1,313	97%
	03M245	M.S. M245 The Computer School	6-8	401		
	03M334	The Anderson School	K-8	551		
M087	03M087	P.S. 087 William Sherman	K-5*	877	904	97%
M009	03M009	P.S. 009 Sarah Anderson	K-5*	600	819	102%
	03M243	M.S. 243 Center School	5-8	234		
M166	03M166	P.S. 166 The Richard Rodgers School of The Arts and Technology	K-5	638	658	97%

*Has a PK program

¹Enrollment is based on 2016-2017 Unaudited Register as of 10/31/2016.

²Building Capacity is based on 2015-2016 Blue Book.

Current Enrollment and Utilization

Building ID	DBN	School Name	Grade Span	Total Enrollment ¹	Total Building Capacity ²	Building Utilization %
M084	03M084	P.S. 084 Lillian Weber	K-5*	565	814	95%
	03M247	M.S. M247 Dual Language Middle School	6-8	211		
M075	03M075	P.S. 075 Emily Dickinson	K-5	575	751	102%
	03M250	M.S. 250 West Side Collaborative Middle School	6-8	190		
	75M811	P.S. M811 - Mickey Mantle School	K-8	4		
M163	03M163	P.S. 163 Alfred E. Smith	K-5*	567	525	109%
	75M811	P.S. M811 - Mickey Mantle School	K-8	6		
M145	03M145	P.S. 145 The Bloomingdale School	K-5*	370	721	79%
	03M421	West Prep Academy	6-8	201		
M165	03M165	P.S. 165 Robert E. Simon	K-8*	734	1,182	91%
	03M862	Mott Hall II	6-8	342		

*Has a PK program

¹Enrollment is based on 2016-2017 Unaudited Register as of 10/31/2016.

²Building Capacity is based on 2015-2016 Blue Book.

Impact of Rezoning – Current and Projected Zone Size

Zone	Current Kindergarten Zone Size ¹	Scenario Kindergarten Zone Size	Change in Zone Size
03M191	75	110-120	↑
03M199	187	125-135	↓
03M452	53	105-115	↑
03M087	162	135-145	↓
03M009	114	115-125	-
03M166	121	105-115	↓
03M084	88	105-115	↑
03M075	131	130-140	-
03M163	87	90-100	↑
03M145	69	70-80	↑
03M165	153	180-190	↑

¹The current zone size is based on the 2015-2016 Audited Register as of 10/31/2015.

Impact of Rezoning – Projected Enrollment and Utilization

Building ID	DBN	School Name	Grade Span at Scale	Projected Enrollment ¹	Total Building Capacity ²	Building Utilization %
M191	03M452	P.S. 452	K-5 ³	570-630	567	101%-111%
M199	03M199	P.S. 199 Jessie Isador Straus	K-5	734-794	650	113%-122%
M342	03M191	P.S. 191 Amsterdam	K-8*	567-657	692	82%-95%
M044	03M245	M.S. M245 The Computer School	6-8	386-416	1,313	83%-94%
	03M334	The Anderson School	K-8	506-596		
	03M247	M.S. M247 Dual Language Middle School	6-8	196-226		
M087	03M087	P.S. 087 William Sherman	K-5*	888-948	904	98%-105%
M009	03M009	P.S. 009 Sarah Anderson	K-5*	588-648	819	98%-110%
	03M243	M.S. 243 Center School	5-8	214-254		
M166	03M166	P.S. 166 The Richard Rodgers School of The Arts and Technology	K-5	603-663	658	92%-101%

*Has a PK program

¹Based on a planned number of sections that each school can accommodate. See Appendix B.1 for planned section counts.

²Building Capacity is based on 2015-2016 Blue Book.

³Potential to add PK to P.S. 452 in building M191.

Impact of Rezoning – Projected Enrollment and Utilization

Building ID	DBN	School Name	Grade Span at Scale	Projected Enrollment ¹	Total Building Capacity ²	Building Utilization %
M084	03M084	P.S. 084 Lillian Weber	K-5*	792-850	814	97%-105%
M075	03M075	P.S. 075 Emily Dickinson	K-5	545-590	751	96%-107%
	03M250	M.S. 250 West Side Collaborative Middle School	6-8	175-205		
	75M811	P.S. M811 - Mickey Mantle School	K-8	0-10		
M163	03M163	P.S. 163 Alfred E. Smith	K-5*	534-594	525	102%-115%
	75M811	P.S. M811 - Mickey Mantle School	K-8	0-10		
M145	03M145	P.S. 145 The Bloomingdale School	K-5*	340-400	721	73%-88%
	03M421	West Prep Academy	6-8	186-231		
M165	03M165	P.S. 165 Robert E. Simon	K-8*	689-779	1,182	86%-96%
	03M862	Mott Hall II	6-8	327-357		

*Has a PK program

¹Based on a planned number of sections that each school can accommodate. See Appendix B.1 for planned section counts.

²Building Capacity is based on 2015-2016 Blue Book.

Zone Demographic Changes

Percent of Students Residing in the Zone Eligible for Free/Reduced Price Lunch or HRA Benefits

Zone	Current	Projected
03M191	51%	15%-20%
03M199	7%	15%-20%
03M452	8%	15%-20%
03M087	5%	0%-5%
03M009	13%	15%-20%
03M166	16%	10%-15%
03M084	41%	25%-30%
03M075	54%	55%-60%
03M163	47%	40%-45%
03M145	48%	45%-50%
03M165	52%	50%-55%

(1) Demographic figures are based on free/reduced price lunch and HRA eligibility status of zoned kindergarten students from the 2015 Audited Register as of 10/31/2015. These figures represent the zone, and are not necessarily reflective of a given school.

Proposed Rezoning and Re-Siting Scenarios – Benefits to Elementary Schools

School	Benefits of Rezoning and Re-Siting Scenarios
PS 191	Brand new facility with science laboratory and demonstration room, library, gymnasium, and music suite with classroom, practice cubicles, and a music storeroom; will have the opportunity to expand enrollment including from a potential Gifted & Talented program
PS 452	Will have opportunity to expand enrollment by 2 sections/grade in own building, potential to add pre-kindergarten, will increase access to administrative spaces entitled to per instructional footprint
PS 199	Long-term reduction of overcrowding, will reclaim specialty (art, music, science, etc.) and administrative rooms
PS 87	Reduction in zone size will alleviate overcrowding long-term
PS 9	Will continue serving sustainable zone to ensure stable enrollment
PS 166	Reduction of overcrowding, ability to maintain Gifted & Talented program
PS 84	Ability to add additional pre-kindergarten, potential to increase popular French dual language program
PS 75	Ability to maintain programming, including NEST programming and Spanish dual language
PS 163	Increase in sustainable enrollment from zone
PS 145	Increase in sustainable enrollment from zone
PS 165	Increase in sustainable enrollment from zone

District 3 Rezoning – Central Park North to W 124th St

Rationale

- To address the budgetary and programmatic challenges that arise from low enrollment, the DOE plans to propose the consolidation of P.S. 241 with P.S. 076 to the PEP for implementation in the 2017-2018 school year.
- To minimize travel distance and promote zoned enrollment at nearby schools, the DOE proposes to distribute the P.S. 241 zone across the 3 adjacent zones.

Guiding Policies and Principles for Rezoning

- To ensure all students have access to a zoned school
- Admissions – Chancellor’s Regulation A-101
- Transportation/Busing – Chancellor’s Regulation A-801
- The DOE will work the community to explore the best use of the space in M113 if P.S. 241 is consolidated with P.S. 076

Current Enrollment and Utilization

Building ID	DBN	School Name	Grade Span	Total Enrollment ¹	Total Building Capacity ²	Building Utilization %
M113	03M241	STEM Institute of Manhattan	K-5	124	943	102%
	84M279	The Opportunity Charter School	6-12	425		
	84M386	Success Academy Charter School – Harlem 4	K-4	415		
M076	03M076	P.S. 076 A. Philip Randolph	K-8*	508	638	88%
	75M226	P.S. M226	K-12	52		
M180	03M180	P.S. 180 Hugo Newman	K-8*	591	690	86%
M185/M208 (tandem building)	03M185	P.S. 185 - The Early Childhood Discovery and Design Magnet School	K-2*	234	1,125	73%
	03M208	P.S 208 Alain L. Locke	3-5	124		
	84M329	Harlem Link Charter School	K-5*	422		
	75M226	P.S. M226	K-12	42		

*Has a PK program

¹Enrollment is based on 2016-2017 Unaudited Register as of 10/31/2016.

²Building Capacity is based on 2015-2016 Blue Book.

Impact of Rezoning – Current and Projected Zone Size

Zone	Current Kindergarten Zone Size ¹	Scenario Kindergarten Zone Size	Change in Zone Size
03M241	49	-	-
03M076	85	105-115	↑
03M180	59	75-85	↑
03M185/03M208	99	100-110	↑

¹The current zone size is based on the 2015-2016 Audited Register as of 10/31/2015.

Impact of Rezoning – Projected Enrollment and Utilization

Building ID	DBN	School Name	Grade Span at Scale	Projected Enrollment ¹	Total Building Capacity ²	Building Utilization %
M113	03M241	STEM Institute of Manhattan	-	-	943	83%-95%
	84M279	The Opportunity Charter School	6-12	390-460		
	84M386	Success Academy Charter School – Harlem 4	K-4	390-440		
M076	03M076	P.S. 076 A. Philip Randolph	K-8*	463-553	638	80%-96%
	75M226	P.S. M226	K-12	47-57		
M180	03M180	P.S. 180 Hugo Newman	K-8*	546-636	690	79%-92%
M185/M208 (tandem buildings)	03M185	P.S. 185 - The Early Childhood Discovery and Design Magnet School	K-2*	219-249	1,125	67%-79%
	03M208	P.S 208 Alain L. Locke	3-5	109-139		
	84M329	Harlem Link Charter School	K-5*	392-452		
	75M226	P.S. M226	K-12	37-47		

*Has a PK program

¹Based on a planned number of sections that each school can accommodate. See Appendix B.2 for planned section counts.

²Building Capacity is based on 2015-2016 Blue Book.

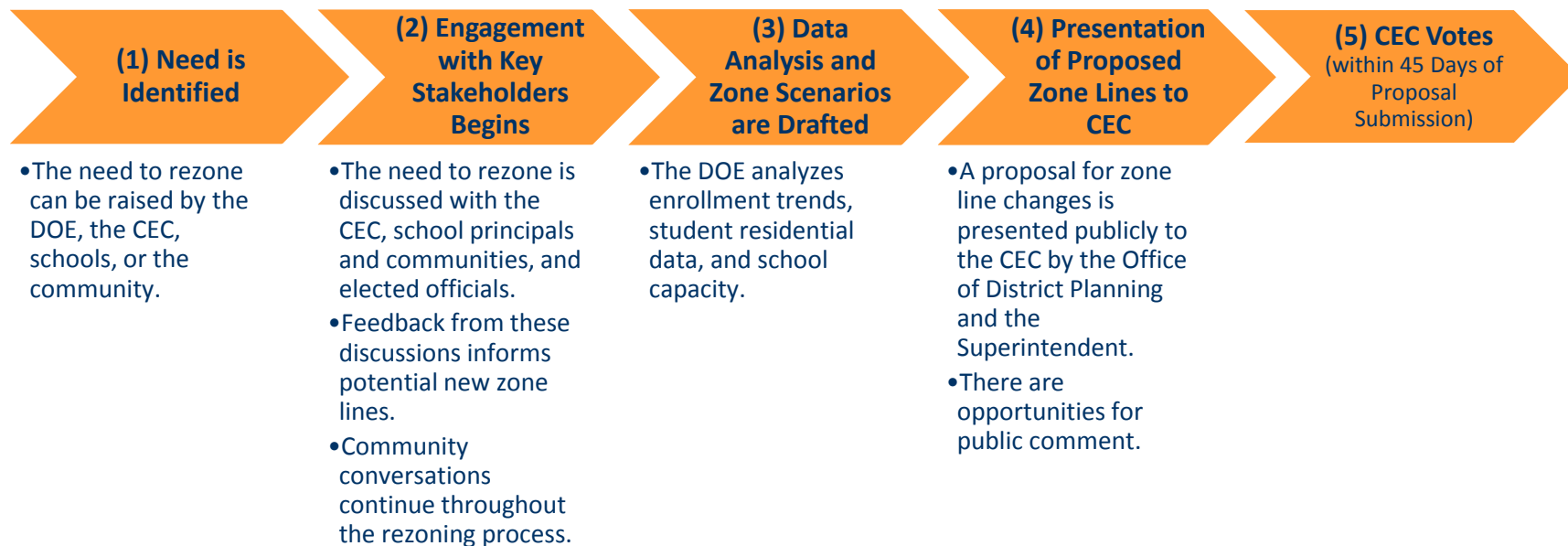
Zone Demographic Changes

Percent of Students Residing in the Zone Eligible for Free/Reduced Price Lunch or HRA benefits

Zone	Current	Projected
03M241	63%	-
03M076	67%	60%-70%
03M180	63%	55%-65%
03M185/03M208	76%	70%-80%

- (1) Demographic figures are based on free/reduced price lunch eligibility status of zoned kindergarten students from the 2015 Audited Register as of 10/31/2015. These figures represent the zone, and are not necessarily reflective of a given school.

Overview of Rezoning Process & Timeline



Timeline for 2017 Rezoning



Contact Information and Next Steps

Next Steps:

- CEC, DOE, and Superintendent continue to receive and discuss feedback
- CEC expected to vote in November

**Community
Superintendent,**
Ilene Altschul

Email: IAltsch@schools.nyc.gov
Subject: D3 Zoning

CEC
Community
Education Council

Email: CEC3@schools.nyc.gov
Subject: D3 Zoning

ODP
Office of District
Planning

Email: ManhattanZoning@schools.nyc.gov
Subject: D3 Zoning

Appendix A.1 - Zone Demographic Changes – W 59th St to W 116th St

Percent of Students Residing in the Zone who Identify as Non-White

Zone	Current	Projected
03M191	80%	55%-65%
03M199	44%	45%-55%
03M452	21%	40%-50%
03M087	29%	20%-30%
03M009	43%	40%-50%
03M166	35%	30%-40%
03M084	53%	40%-50%
03M075	74%	70%-80%
03M163	69%	60%-70%
03M145	80%	70%-80%
03M165	65%	60%-70%

- (1) Demographic figures are based on ethnicity of zoned kindergarten students from the 2015 Audited Register as of 10/31/2015. These figures represent the zone, and are not necessarily reflective of a given school.

Appendix A.2 - Zone Demographic Changes – Central Park North to W 124th St

Percent of Students Residing in the Zone who Identify as Non-White

Zone	Current	Projected
03M241	82%	-
03M076	88%	80%-90%
03M180	75%	70%-80%
03M185/03M208	93%	85%-95%

- (1) Demographic figures are based on ethnicity of zoned kindergarten students from the 2015 Audited Register as of 10/31/2015. These figures represent the zone, and are not necessarily reflective of a given school.

Appendix B.1 – Elementary GE/ICT Section Counts – W 59th St to W 116th St

School Name	Projected		
	K	Grades 1-5	Grades 6-8
P.S. 191 Amsterdam	3-4	3	2
P.S. 199 Jessie Isador Straus	5	5	
P.S. 452	4	4	
P.S. 087 William Sherman	6	5-6	
P.S. 009 Sarah Anderson	4	4	
P.S. 166 The Richard Rodgers School of The Arts and Technology	4-5	4	
P.S. 084 Lillian Weber	5	5	
P.S. 075 Emily Dickinson	5	4-5	
P.S. 163 Alfred E. Smith	4	4	
P.S. 145 The Bloomingdale School	3	3	
P.S. 165 Robert E. Simon	5	5	3

Appendix B.2 – Elementary GE/ICT Section Counts – Central Park North to W 124th St

School Name	Projected		
	K	Grades 1-5	Grades 6-8
P.S. 241 STEM Institute of Manhattan	-	-	-
P.S. 076 A. Philip Randolph	2-3	2-3	2
P.S. 180 Hugo Newman	3	3	2
P.S. 185 - The Early Childhood Discovery and Design Magnet School (Grades K-2)	2-3	2-3	-
P.S 208 Alain L. Locke (Grades 3-5)	-	2	-

Appendix C – New Residential Construction

Street Address of Residential Construction		
200 Amsterdam Ave	260 W 78th St	707 West End Ave
200 W 67th St (Aire Building)	269 W 87th St	80 Riverside Boulevard
200 W 72nd St (The Corner)	285 W 110th St	814-816 Amsterdam Ave
206 W 95th St	300 W 122nd St	952 Columbus Ave
207 W 79th St	301 W 117th St	W 108th St/Amsterdam Ave/Columbus Ave
21 West End Ave (15 West End Ave)	310 W 113th St	361 Central Park West
210 W 77th St	346 W 71st St	220 Riverside Boulevard
219-223 W 77th St	36 W 66th St	50 Riverside Boulevard
2228-2236 Broadway	378 West End Ave	240 Riverside Boulevard (The Heritage)
2251 Broadway	23 W 116th St	
63 W 104th St	1 West End Ave	